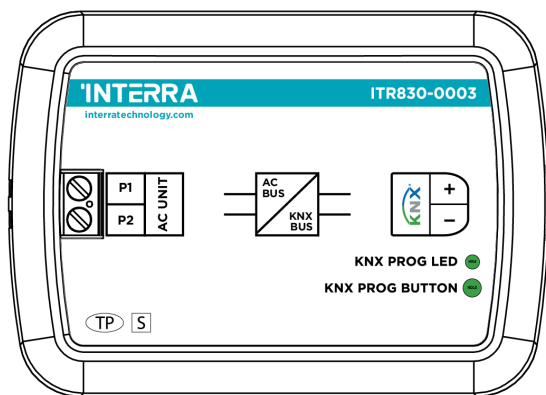


## Daikin Sky & VRV AC - KNX Gateway



<b>Product Code</b>	ITR830-0003
<b>Power Supply</b>	KNX Power Supply
<b>Current Consumption</b>	5 mA
<b>Push Buttons</b>	1 x KNX Programming Button
<b>LED Indicators</b>	1 x KNX Programming LED
<b>Type of Protection</b>	IP 20
<b>Cable Distance</b>	Max 350 m
<b>Mode of Commissioning</b>	S-Mode
<b>Maximum Air Humidity</b>	< 90 RH
<b>Temperature Range</b>	Operation (-10°C...70°C) Storage (-25°C...100°C)
<b>Colour</b>	Light Grey
<b>Dimensions</b>	88 x 62 x 27 mm (W x H x D)
<b>Certification</b>	KNX Certified
<b>Configuration</b>	Configuration with ETS


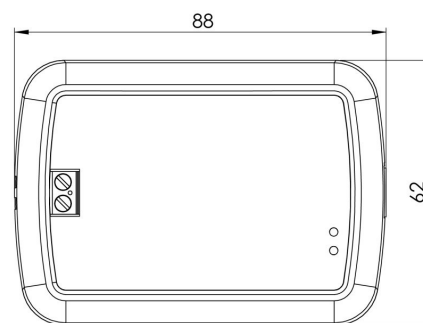
### DESCRIPTION

ITR830-0003 is an air conditioner gateway used for monitoring and controlling all the functioning parameters of Daikin Industries air conditioners via the KNX bus line. Daikin Sky & VRV AC - KNX Gateway is compatible with models in Sky & VRV types categorized at compatibility list sold by Daikin Industries.

Daikin Sky & VRV AC - KNX Gateway has an easy installation feature and can be installed inside the own AC indoor unit or a proper location away from the air conditioner, it connects one side directly to the electronic circuit of the AC indoor unit and in the other side directly to the KNX bus.

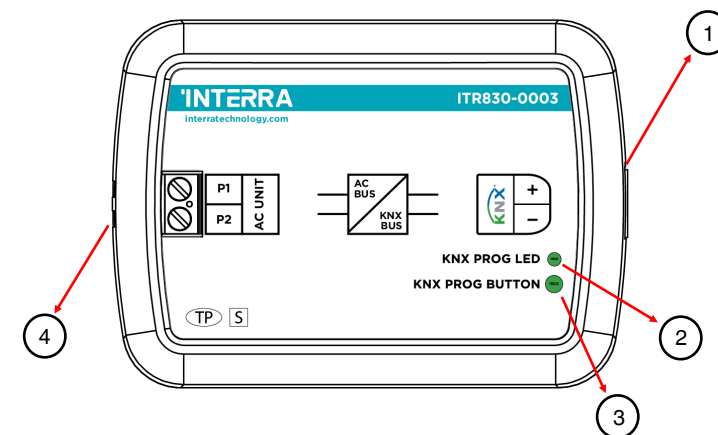
### DIMENSIONS & CONNECTION DIAGRAM

- All values given in the device dimensions are millimetres.



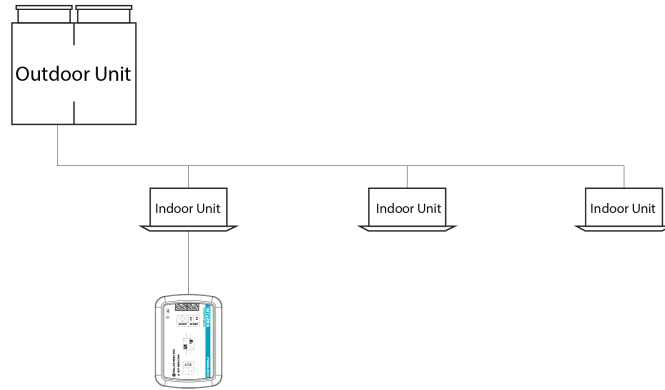
### FUNCTIONS

- ITR830-0003 device provides complete bidirectional integration of Daikin Sky & VRV air conditioners with KNX bus.
- Includes 4 logical advanced parameters, each logical parameter have up to 4 inputs and can be configured as AND, OR & XOR.
- Includes 8 advanced converter parameters, each converter has four operations math calculations according to the input type.
- Logic and converter parameters can be used for energy savings, configurable scenes, temperature limits etc.
- The Daikin air conditioner unit provides error notifications for errors that may occur in exceptional cases.



1. KNX Connector
2. Programming LED
3. Programming Button
4. AC Indoor Unit connection

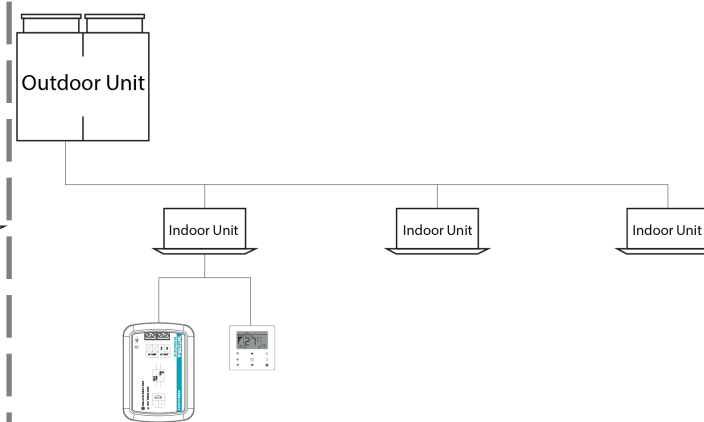
**Gateway + Single Indoor Unit :**



**Figure 1**

The Figure 1 shows the connection diagram between the Daikin Sky & VRV AC - KNX Gateway and the single air conditioner indoor unit.

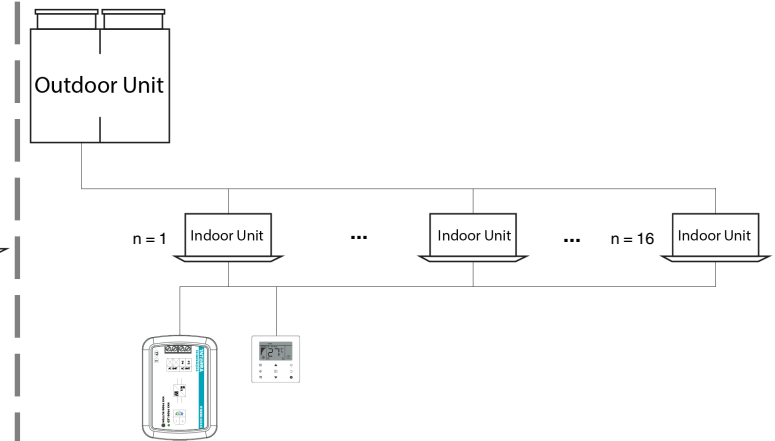
**Gateway + Remote Controller + Single Indoor Unit :**



**Figure 2**

The following Figure 2 shows the connection diagram between the Daikin Sky & VRV AC KNX interface, air conditioner remote controller and a single indoor unit.

**Gateway + Remote Controller + Multi Indoor Unit :**



**Figure 3**

Figure 3 shows the connection diagram between the Daikin Sky & VRV AC-KNX Gateway, air conditioner remote controller and multiple air conditioner indoor units. If more than 2 indoor units are to be connected to an air conditioner remote controller, care must be taken to ensure that the connection is as shown in figure 3. Some indoor unit models do not support multi indoor unit control.

For detailed information, you can contact the air conditioner authorized service.